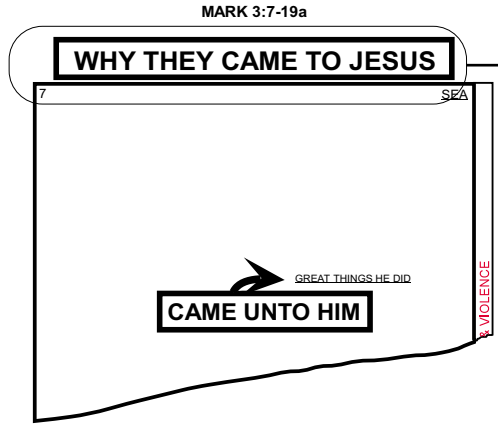


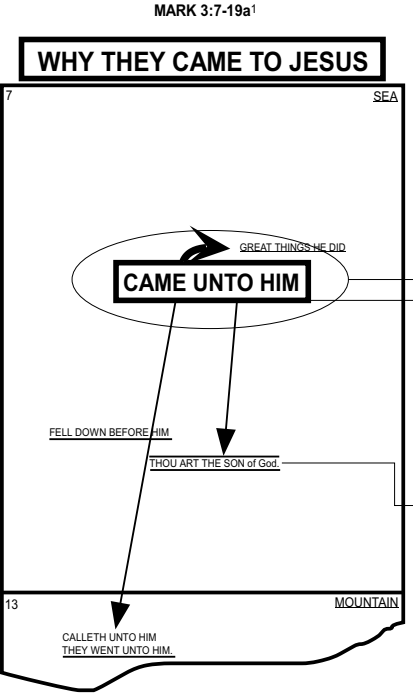
### 1 Paragraph Titles

**STEP 1**  
In the upper-right corner, write the **PARAGRAPH TITLE**. It should be one to three words and should be drawn directly from the text. The paragraph title is used to identify the paragraph. Use strong, even graphically descriptive words or phrases.



### 3 Master Title

**STEP 3**  
Decide on a **MASTER TITLE**. The master title is based upon the Key Center. It can be in your own words (since it is outside the "box") or directly from the text.



### 2 Key Center

**STEP 2**  
Choose a **KEY CENTER**. This is usually a word or phrase that stands out sometime during the study of the segment. It must represent a thought or concept that relates to each paragraph.

Further, the key center should relate to a different aspect of a common truth found in each paragraph.

Draw a heavy-lined box around the key center.

Underline or use some graphical technique to highlight the phrases in each paragraph to which the key center relates.

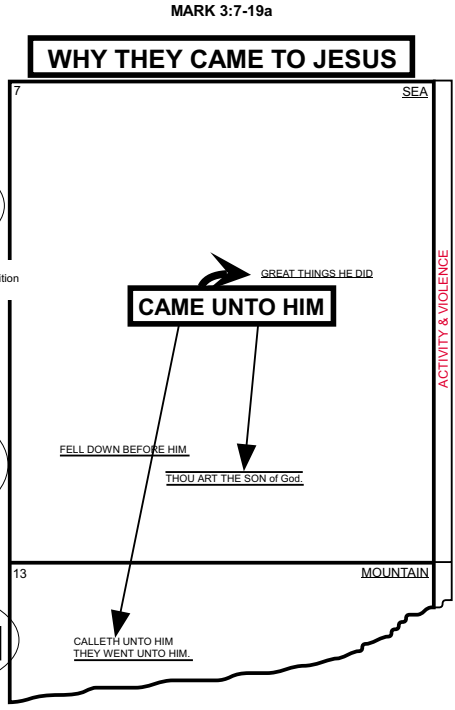
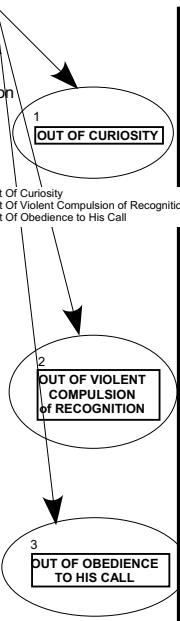
<sup>1</sup> Chart reproduced by permission

### 4 Paragraph Points

**STEP 4**  
Make **PARAGRAPH POINTS**. They must relate to the phrases you underlined in the frame that related to the Key Center.

Paragraph points must also relate to the master title grammatically. For example, note the relation in this segment.

WHY THEY CAME TO JESUS...Out Of Curiosity  
WHY THEY CAME TO JESUS...Out Of Violent Compulsion of Recognition  
WHY THEY CAME TO JESUS...Out Of Obedience To His Call



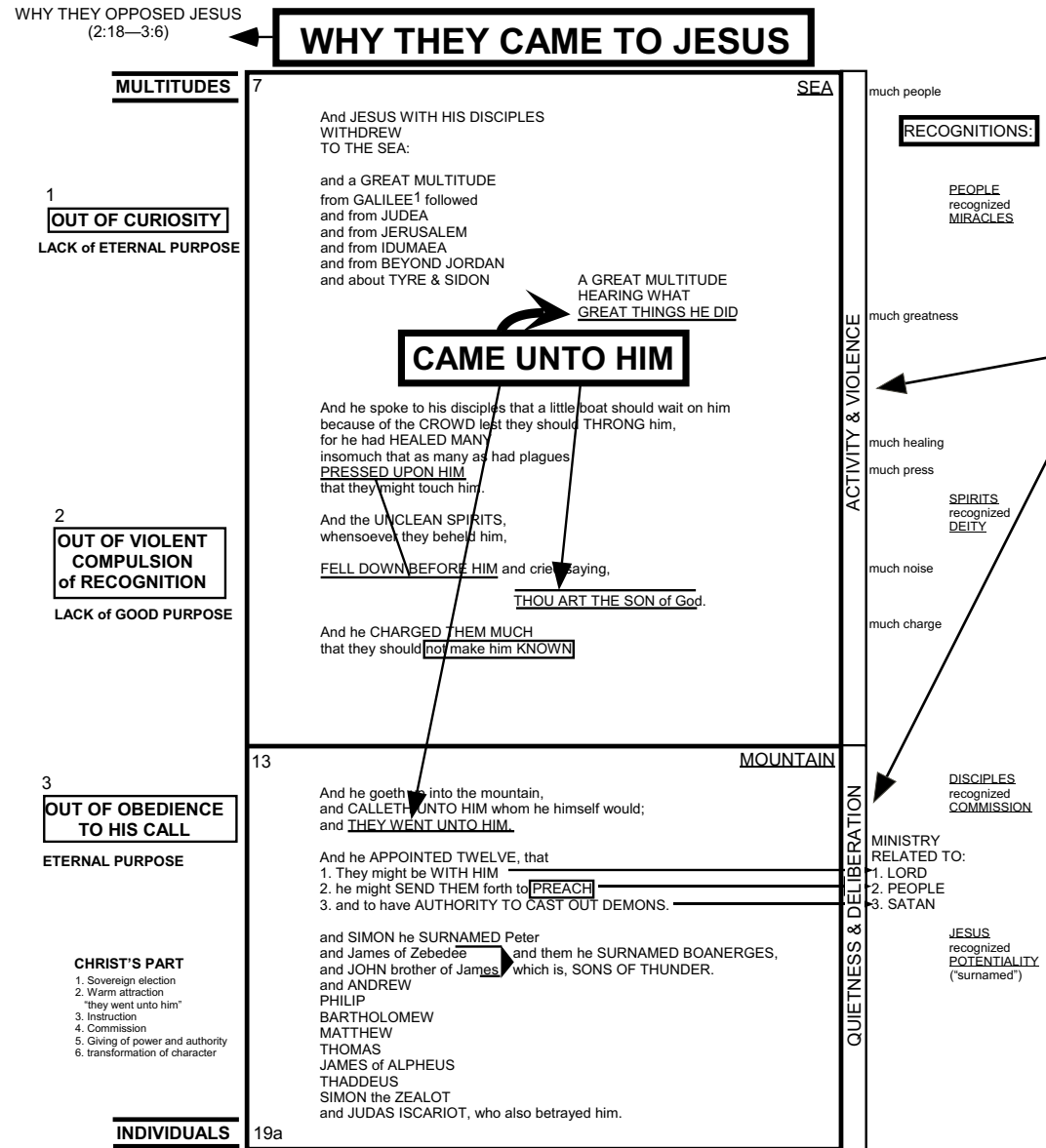
**STEP 5**  
 Fill in the rest of the text.  
 Re-create the text. The  
 idea is to reproduce the  
 text and add any graphi-  
 cal elements you find  
 necessary to make a  
 pictorial record.

Inside the “box” is only  
 text. Outside the “box” is  
 for conclusions, com-  
 mentary, transitions,  
 comparisons, etc.

For instance, notice the  
 transition from Multi-  
 tudes to Individuals. Or,  
 consider the degrees of  
 Purpose that are identi-  
 fied under each para-  
 graph point.

1:1—3:35  
**POPULARITY &  
 OPPOSITION**

**MARK 3:7-19a**



Further, consider the  
 vertical text to the  
 right of the main  
 “box”. It is used to  
 describe the  
 atmosphere of the  
 paragraphs involved.  
 In this example, we  
 have one period of  
 Activity and Violence  
 and another of  
 Quietness and  
 Deliberation.

Finally, consider all  
 the other elements  
 represented in and  
 around this segment  
 “box”.

FOLD HERE

- INTERPRETIVE QUESTIONS**
1. What is the significance of the geographical listing?
  2. Why did the unclean spirits give this confession?  
 Why did Jesus give such a charge?
  3. WHAT IS the significance of the 3-fold commission to the twelve? Why twelve?
  4. Why the surmaming?

<sup>1</sup>Note the omission of Samaria from the list.